

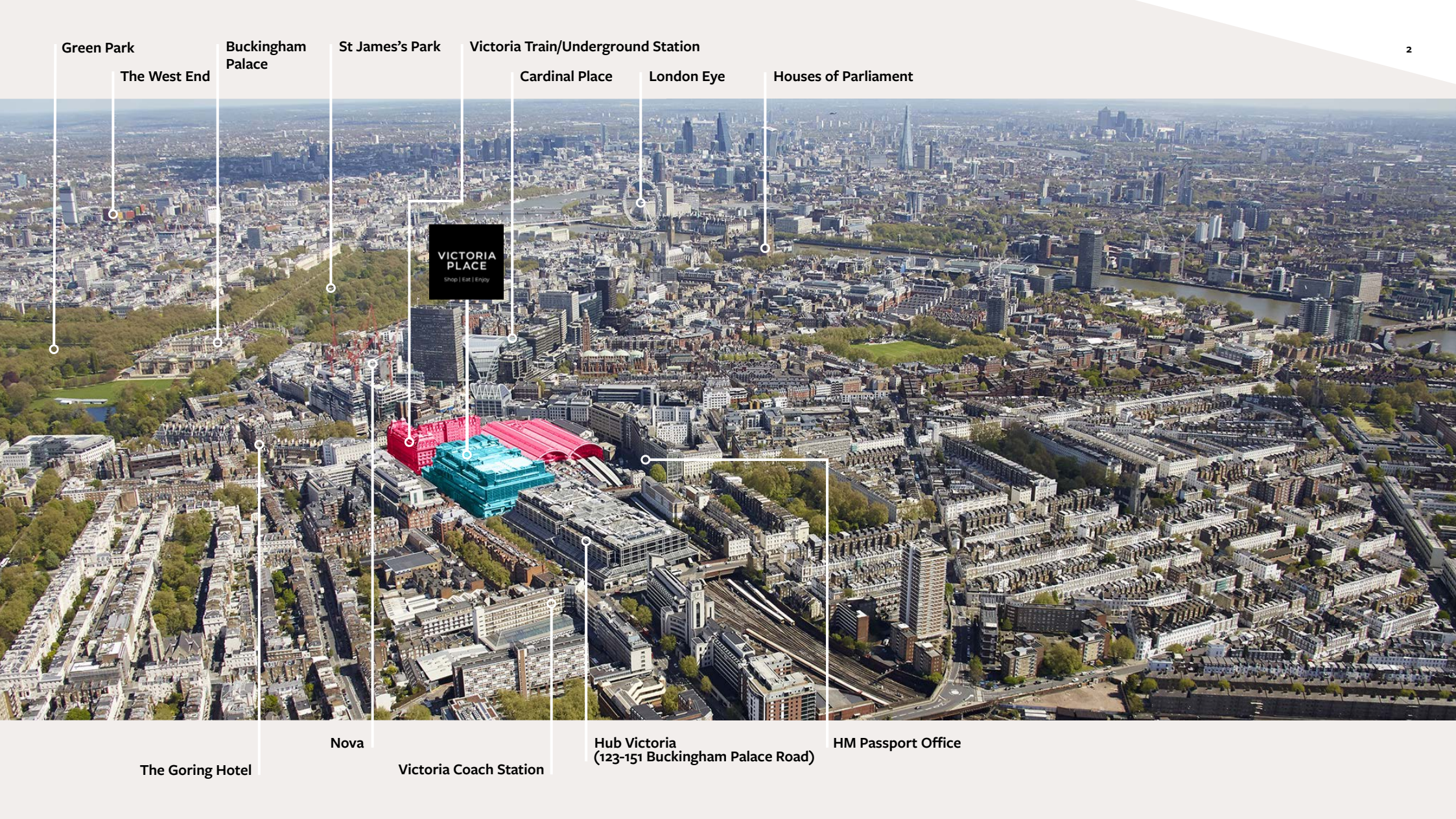
# Victoria Place London SW1W

London Transport Information  
Underground  
Left luggage and lost property  
Platforms 7 to 14  
Platforms 1 to 6  
Cardinal Place  
Tickets

**VICTORIA  
PLACE**

Shop | Eat | Enjoy





Green Park

Buckingham Palace

St James's Park

Victoria Train/Underground Station

Cardinal Place

London Eye

Houses of Parliament

The West End

VICTORIA PLACE  
Shop | Eat | Enjoy

Nova

Hub Victoria  
(123-151 Buckingham Palace Road)

HM Passport Office

The Goring Hotel

Victoria Coach Station

# The gateway to London

**London Victoria station is the city's second busiest terminus, with over 74 million rail passengers each year.**

Located in the heart of Chelsea and Westminster, it's close to some of London's most iconic attractions, including Buckingham Palace, leafy parks and world-famous museums and theatres.

The Gatwick Express whisks business travellers and tourists from Gatwick Airport to Victoria in just 30 minutes, while the London Underground and Victoria Coach Station connect to every corner of the capital.

**96.5 MILLION  
STATION FOOTFALL**



**TOURIST  
HOTSPOT**



**TRANSPORT  
HUB**





Victoria Place is located adjacent to one of Central London's busiest locations, attracting a mix of commuters, residents, workers and tourists. Three entrances (via the station, taxi rank, and Eccleston Bridge) link customers to a convenience, beauty, apparel, food and leisure destination.

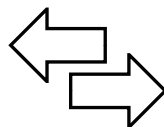
**10.25 MILLION  
ANNUAL FOOTFALL**  
(2023, +10.9% vs 2022)



**83,000 SQ FT PRIME  
RETAIL SPACE**



**52.3% RETAIL  
PENETRATION**



**25% OF CUSTOMERS  
USE FOOD TERRACE**

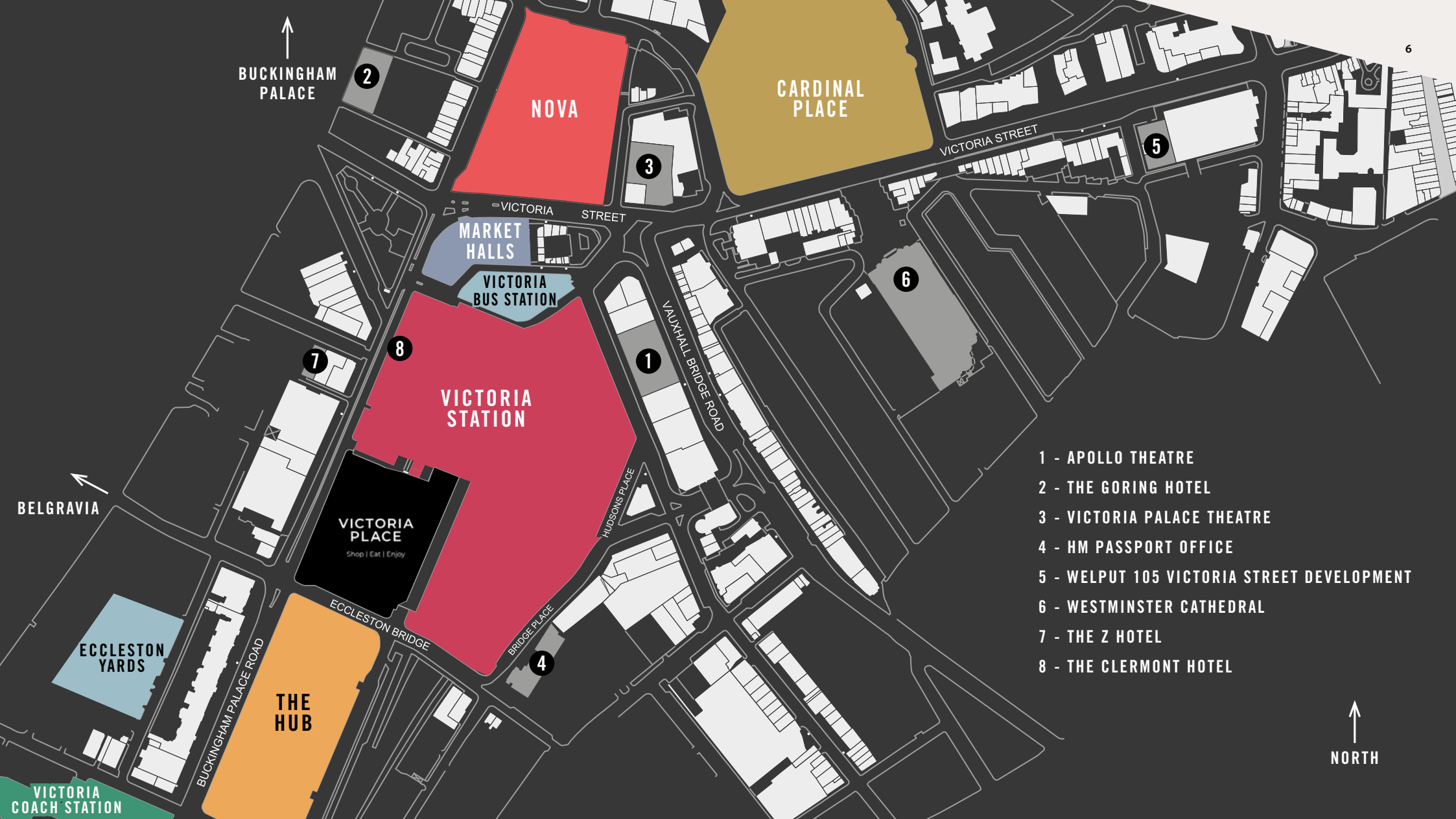


**48% CUSTOMERS  
ENTER VIA STATION**



**39% CUSTOMERS  
ENTER VIA  
ECCLESTON BRIDGE**





BUCKINGHAM PALACE

NOVA

CARDINAL PLACE

MARKET HALLS

VICTORIA BUS STATION

VICTORIA STATION

VICTORIA PLACE  
Shop | Eat | Enjoy

ECCLESTON YARDS

THE HUB

VICTORIA COACH STATION

- 1 - APOLLO THEATRE
- 2 - THE GORING HOTEL
- 3 - VICTORIA PALACE THEATRE
- 4 - HM PASSPORT OFFICE
- 5 - WELPUT 105 VICTORIA STREET DEVELOPMENT
- 6 - WESTMINSTER CATHEDRAL
- 7 - THE Z HOTEL
- 8 - THE CLERMONT HOTEL

NORTH



CAFFERO

TORTILLA

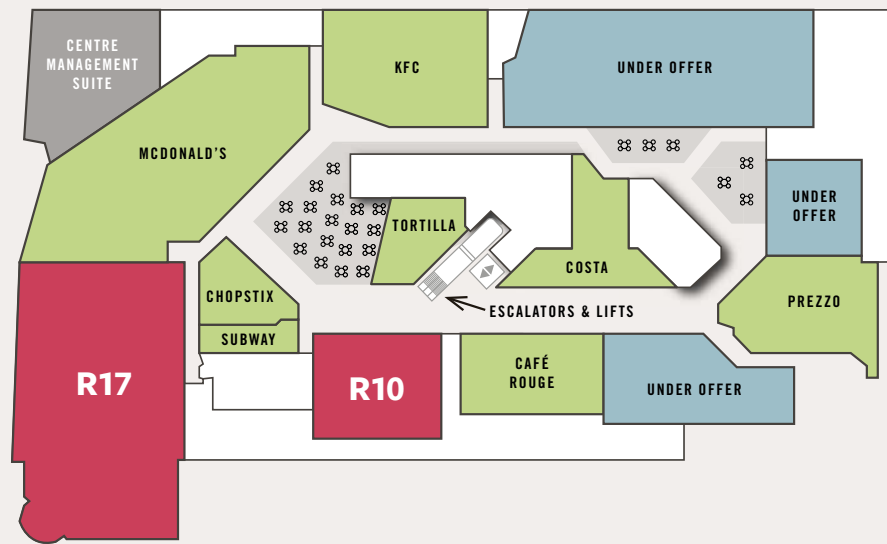
LIFT TO VICTORIA PLACE  
FOOD TERRACE

the hour.

McDonald's

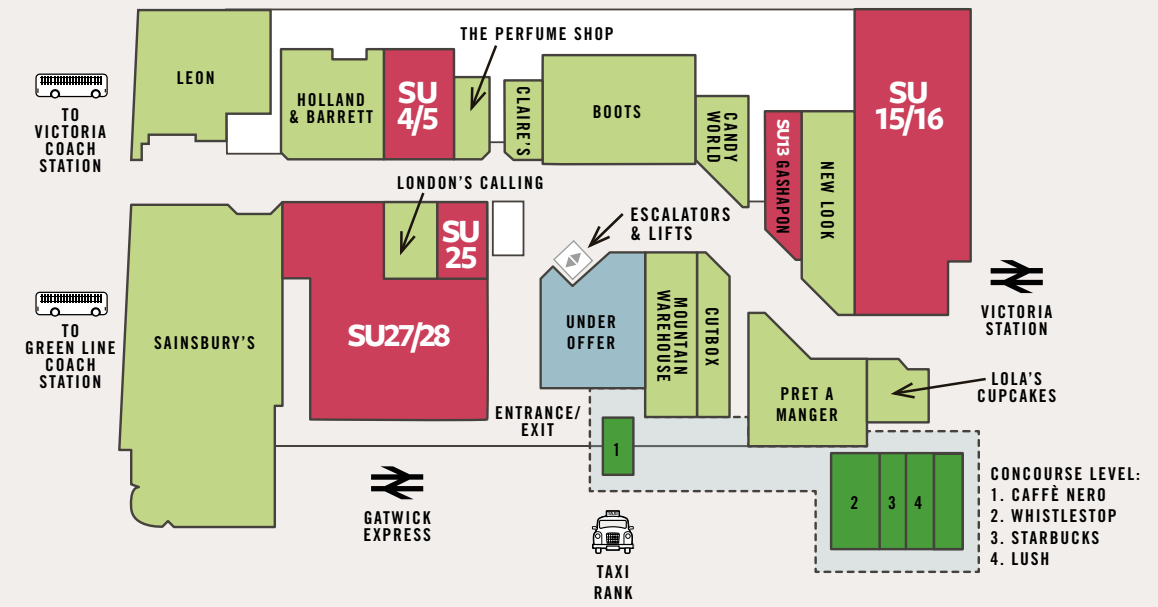
CHANG  
P

# Upper Level



# Mall Level

Including concourse units and linking to Ecclestone Bridge.





# An exciting opportunity

**Several fantastic units are now available to lease within Victoria Place.**

There is space available on Mall and Upper levels.  
New lease opportunities, terms available on request.

## Available units

	Size (Sq Ft)	Electrical (Amp)	Water	Gas	Extract
<b>Mall Level</b>					
SU4/5	1,473	21 TPN	Yes	No	No
SU13*	1,238	21 TPN	Yes	No	No
SU15/16	4,574	47 TPN	Yes	No	Potential
SU25	772	21 TPN	Yes	No	No
SU27/28	6,458	82.7 TPN	Yes	No	No
<b>Upper Level</b>					
R10	2,912	70 TPN	Yes	Yes	Yes
R17	4,489	TBC	Yes	No	No

*\*SU13 available subject to vacant possession*

# For further information please contact

**Liam Jones**

liam@forge-cp.com  
07990 335 016

**Adam Robinson**

adam@forge-cp.com  
07980 576 245

